



The Reporter



The Official Newsletter of IPMS/Lakes Region Scale Modelers www.lakesregionmodelers.com

October 2018

Meeting Musings - September 2018


By Tom Reese

September's meeting was one of our four build nights we do each year. As time has gone on I've found it harder and harder to say anything new or enlightening about why we all enjoy these so much. So I decided to grab my phone and take video. A roving reporter if you will. So off we go!



Matt Stowell was working on a Bandai Tie Advanced from Star Wars. The Bandai Star Wars kits have become hugely popular.

Robert Raver had his "epic build night project", an 88 Flak gun that's been to every build night for the last four or five years. Robert thinks there is another four or five years of build nights before we see this one finished!



James Binder had some classic plastic in the form of an Airfix Wellesley Mk.1. Gotta love it!

Chris Gibson had a lot going on. All aircraft and all in my favorite scale of 1/48. These included an Airfix P-40B, a Hasegawa Typhoon, and the Italeri A-36 Apache (Accurate Miniatures molds) with all the aftermarket goodies!




Phil Pignataro had a plethora of kits he was working on. There were two aircraft, a Mirage 2000 and a Tu-22 which he was busy re-scribing. Then there was 1/72 Bradley MPC newly acquired from Dave Haas.

Dave Haas had in interesting 1/72 Polish armored car. Definitely bigger than his go to scale of 1/144!



John Graham was working on a 1/35 German Assault Pioneer team & Goliath set. If you didn't tell me I might think it was one of Dave's 1/144 pieces!

Neil Butler was busy putting together a Gundam Nightingale. The nice thing about these kits is you can build them out of the box and not worry about painting as they are molded in color.



Eric Hungerford had a classic plastic 1/144 F-14 bag kit and of course a 1/35 MRAP armor kit. Eric's new hobby room at home is pretty much up and running with enough space for Eric and Logan to work side by side.

Eric's son Logan started and finished a Bandai Tie Striker. Remember the days of building a model in one sitting?



Steve Bright also had some classic plastic in the form of a Monogram P-38 circa 1961. God bless his soul!

Walt Fink was working on a couple of Airfix aircraft kits. One was a Spitfire and the other a DE Havilland Vampire just in case he got bored. He also had an interesting auto kit. This was a '56 Pontiac promo kit the auto dealerships gave away back in the day when you purchased a new car.



Tony Lambert had a big scale Tamiya Formula One car but wasn't feeling it. What is the saying, discretion is the better part of valor? Wise choice Tony!



Bob Sheehan was starting on a 1/48 Hasegawa Aichi B7A2 Grace. This meant the tedious job of parts clean up, a good activity for build night.



Steve Jahnke was working on an Airfix Ford Fiesta RS WRC. The body was painted and the decals looked tremendous!

Until next time, happy modeling!

Table of Contents

President's Message	Pages 5 - 6
The Briefing Room	Pages 7 - 8
Show & Tell	Pages 9 - 12
In Praise of Mediocrity by Tim Wu	Pages 13 - 14
Replicating Heat Distressed/Burnt Metal By Tom Reese	Pages 15 - 17
Raffle Preview	Pages 18 - 19
LRSM Calendar of Events	Page 20
Upcoming Shows & Contests	Page 21
Support your local hobby shops	Page 22
Join LRSM & IPMS USA	Page 23

President's Message

October 2018 President's Message for Newsletter

Giving Back: The Value of Volunteering

"If you want to lift yourself up, lift up someone else." — Booker T. Washington

When I could in business I used to ask all prospective hires "What is the goal of our company?" Answers varied from the products we sold to make the customer happy to make money. No one ever had the right answer. They usually answered with the "feel good" answer as the company was a not-for-profit organization. They were all good answers but they were secondary to the true purpose of the company. Debate if you will but the only reason every for-profit company exists is to "maximize the long-term stakeholder value through the generation of quality and sustainable cash flows." Everything else is secondary. All good things come from profit – jobs, bonuses, community give backs, etc.

We at Lakes Region Scale Modelers are a not-for-profit. If not in the legal IRS-sense, then in practice. We have a different goal – to promote the hobby of scale modeling. It is an end to itself. We exist to allow us to keep existing. We do this through club meetings, educational seminars, historical research, sharing of various techniques and the putting on of the annual NIMCON show.

Unlike a for-profit company, we do not hire or fire members, nor should we. All are welcome and any and all input is valuable. Every member is of equal weight and all bring something unique to the club. (We always want more members!) Do a little or do a lot – it is all appreciated. But also unlike for-profit companies we operate on the Pareto Principle, also known as the 80/20 rule, the law of the vital few, or the principle of factor sparsity. In short, this states that 80% of the work is done by 20% of the members. While this does not hold true for the club in general as many contribute show and tell models, newsletter articles, etc., it does hold true for the NIMCON show. Fair or not is irrelevant – it is what it is.

I am not going to make this month's column about preaching or dishing out guilt or shame. This is simply a request from a small group of LRSM members to the membership at large for assistance. Unless we can get more help at the NIMCON show we are at risk of not having a show.

The club officers recently met (as we do each month for about an hour) to discuss club business. Upcoming raffles, trophy requests, status of treasury, holiday party items, etc. It is very procedural and we are very good at getting through the agenda with little issue. But last month we had to discuss the upcoming planning season for the NIMCON show – as we do every year at this time. Phil you got publicity? Tom and Robert going to co-chair? John you have trophies? Neil you and Art have registration? And the list goes on. Same bat time, same bat channel.

Now don't misunderstand me – we all do it as we have a love for a good model show and ours has become one of the premier shows in the area. But we want to do more. For in-

stance, we want to show the category winners on a PowerPoint slide presentation but to do that Tom and Robert need to be pulled away from the front-line judging and spend time on the administrative side of judging. And to do that we need more judges – that is the number one need. A close number two need is people to sell raffle tickets.

Scary, eh? Not in the least. What all is involved? Well, to sell raffle tickets we need you for one hour. You walk around like I and others do at the general meeting asking – “anyone need to buy raffle tickets?” It is a great way to see the show and talk to vendors and registrants and the hour flies by. We sold less raffle tickets at the last show as we did not have enough boots on the ground.

As for judging, we all know what a good model looks like. Our club is blessed with very experienced judges, some from the national level. We can put on a few judging seminars at the regular club meeting to assist. This would also help you become a better modeler as you would learn more about what the judges look for in an award-winning model. And we always judge in teams and newbies are placed with experienced judges. Any registrants that have an issue with their award (does not happen often) are directed to Robert for discussion – the judge is never placed in an uncomfortable position.

Judging can take as little as an hour up to a few hours depending on the category – but we will take whatever time you have. WE NEED YOU! This is your club. Donate an hour please. Continue to show the pride in YOUR show by investing the most valuable thing you own – your time!

The NIMO show (the show we did prior to NIMCON) ended due to lack of help from the members. Don't let this happen to NIMCON. We have all worked too hard to let this go extinct. Talk to Tom or Robert at the next meeting and get involved. It won't even require attending monthly meetings, unless you wish to be on the formal planning team.

As I started off saying, all good things come from profit. NIMCON proceeds help fund the monthly club raffles, help subsidize the holiday party dinner and provide a host of other financial and non-financial benefits to the club. Please help us help the club. Volunteer! You won't regret it.

See you all at the October meeting. And make someone's day – VOLUNTEER!!! Model on!



THE BRIEFING ROOM

BY TOM REESE

2019 Membership Dues

After careful analysis and thoughtful deliberation a motion was put forth and approved by the members at the August meeting to increase the annual club dues to \$15.00.

Just like the cost of living and the cost of doing business, the cost of sustaining the club goes up year over year. In order to continue the programs and activities of the club we came to the realization that after twenty plus years we needed to make an adjustment to our dues.

We will begin collecting for 2019 at the September meeting. Everyone who is paid in full by the December meeting will receive a newly designed club t-shirt. Don't miss out on a chance to sport our unique spirit wear!

Pearl Harbor Remembrance Ceremony – from Rick Miller

Hi Everyone

I hope all is well. Here is the update for the Pearl Harbor Remembrance Ceremony on December 7th, 2018. This year started out with the loss of Joe Triolo, the last survivor in the Northern Illinois area, in January. Then in April we lost our mom. It was a rough start to the year.

We are continuing with the Pearl Harbor Remembrance Ceremony and this will be the first year that we will not have a survivor present or the support of our mom. It is also going to be the first year that this ceremony will be held at Naval Station Great Lakes. The past 6 years we have been fortunate enough to have had the ceremony at the Oakton

Place and then the Prairie Lakes Theater in Des Plaines. We have Mike Lake and VFW post 2992 to thank for that in keeping this ceremony alive after Chicago stopped them.

Throughout the years we have always had participation from Naval Station Great Lakes and after discussing the future of the ceremony with the PAO John Sheppard we decided that it was time for this ceremony to come home to its roots. This year the ceremony will be held on Friday December 7th 2018 at 10:00 am in the historic Ross Theater on base. The plan after this year will be to make this an official Navy event and it will be held at the Museum of the American Sailor which is located right outside the gate. They are in the process of restoring a portion of the museum back to the way it was in 1940 and it will be held there once construction is complete.

For this ceremony since it is on base we need to submit a list of attendees in advance so there will be no issues accessing the base. Can you please reply back to me with everyone's names that will be attending along with any guests. They are stressing that last minute guests will not be able to get on base. Every person in the vehicle that day must be on the list. The Museum is also going to be promoting this event and will have a site up to register also. I want to give them a list ahead of time.

We are really excited to keep this important ceremony alive especially with the loss of Joe this year. We all need to keep our fathers memories alive and honor those who perished on December 7th, 1941.

The format and program will remain the same. Bob will be the Master of Ceremonies, I will have my display setup on stage and Chris will work the videos and slideshows. The Navy will fill in the rest. We want to thank everyone who has helped make this ceremony successful over the last 6 years. So all of our friends and connections through the years are paying off in keeping this ceremony alive. Some new friends have been made also and I hope to have a short video message from USS Arizona Survivor Donald Stratton and JoeAnn Taylor, the daughter of Joe George who saved Don Stratton and five other Arizona sailors that morning. We will show the message during the ceremony. I thought about doing a live message but we all know our luck with trying live things at our ceremonies!

We are also working on donating the items that Joe left us to the Museum of the American Sailor. Joe left us his uniform, hat, medals, continuous service record and several photos of his time in the Navy. I met with the museum curators and filled out the paperwork for the donation.

Display cabinet for sale

Walt Fink's good friend, hero, *aviator extraordinaire* and fellow modeler Matt Poleski has a showcase (or two) for sale. The case in the photo measures 72" Long x 38" High x 18" Deep. The walls are mirror-lined and the doors are front-opening sliders. The movers cracked the glass top several years ago and Matt covered that up with the upper showcase (not shown).

The upper case measures 72" High by 38" Wide by 12" Deep.

Matt is asking \$750 for the lower case (lots less than he paid for it!) and will consider parting with both if a deal can be reached with a buyer.

Contact Matt at: 815-509-7116 or e-mail him at: n500mc@gmail.com



Show & Tell - Armor

Photos courtesy of Tom Reese. Captions courtesy of Phil Pignataro.

↓ **Steve Bright: Revell SR-71 & D-21 drone** 1/72; Steve used paint and dry brushing to bring out the details in the cockpit. He also mixed flat black and titanium silver to reproduce the "Sled's" finish.



↑ **Eric Hungerford: AFV M-10 Tank Destroyer** 1/35; This is a WIP and the kit was part of the Ken Macke collection the club received when he passed away. He will add resin stowage items from "Legend" - and there is a lot of it. The model's overall fit is good.

↓ **Tony Lambert: Tamiya Honda RA-273** 1/12; Tamiya released this Formula 1 racer the same year as the car started racing - 1967. Tony referred to the internet to get photos so he could add fuel lines and ignition wires, as well as other details.



Show & Tell - Armor

Photos courtesy of Tom Reese. Captions courtesy of Phil Pignataro.



↓ **Chris Gibson: Special Hobby Bell P-400 1/32;** Chris added lots of aftermarket photo-etched and resin parts to the cockpit, wheel wells, gun bay, and engine. He also used brass gun barrels and antenna. To finish it off, the model sits on a resin base.



↑ **Chris Gibson: Dragon Tiger I (Early) 1/35;** OOB model, but Chris added an antenna and the heavy weathering.



← **Chris Gibson: Eduard M4A1 Sherman 1/35;** This is an OOB build with the exception of the photo-etched antenna and some resin details.

Show & Tell - Armor

Photos courtesy of Tom Reese. Captions courtesy of Phil Pignataro.

↓ **William Wallace:** On the left - Bandai Zeta C1-Plus 1/144; OOB model. William says the fit is excellent, as it is on all his Bandai Gundams. In the middle - Bandai Tri-Burning Gundam 1/144; The extra reddish "flame" pieces are interchangeable with blue ones. The stand is a separate purchase and has the capability to add lighting. On the right - Bandai Star-Build Strike (Perfect) 1/144; The interesting feature of this model is the "star" shaped back pack. It can be removed and folded into a winged drone. Another OOB build.



↑ **Steve Day: Lundie Studios Multi-story buildings 1/160;** We haven't seen Steve for a while and that's because he is recovering from a stroke which hit him in July. His recovery is coming along nicely and he's building these models to get the mobility of his right arm/hand back to normal.

→ **Bob Sheehan: Tamiya Sherman Tank 1/35;** This model is one of the earlier releases of the Sherman by Tamiya and was built a "long time ago." Bob added stowage and the logs to the sides of the tank.



Show & Tell - Armor

Photos courtesy of Tom Reese. Captions courtesy of Phil Pignataro.

↓ **James Binder: Bandai Star Wars B-Wing 1/72;** James bought this kit at a recent Star Wars convention. It's a "Special Edition" version which features some extra detail and a battle-damage option. The kit also has an added LED lighting kit which he chose not to use. Impressive detail throughout.



↑ **Tom Reese: Trumpeter F-100C Super Sabre 1/48;** WIP, Tom achieved the burnt metal effect on the engine area with 4 shades of Alclad II metal colors and Tamiya's clear orange and clear blue acrylics. He also applied a light oil wash and tint to this area. He will finish the model in a Viet Nam SEA scheme.

↓ **Phil Pignataro: Trumpeter BTR-80 APC 1/72;** Phil replaced the grab handles with wire ones and added an antenna made from a bristle of a paint brush. He used Tamiya, Gunze, and Vallejo paints.



↑ **Phil Pignataro: Dragon LVT-(A)1 1/72;** Again, Phil replaced the grab handles with wire mainly because several were tweezer launched into oblivion. This was his first attempt with oil washes and filters. Also, this was his initial use of Mig paints.

This is an opinion article by Tim Wu that originally appeared on NYTimes.com. It has more recently made the rounds on various modeling groups on Facebook. If you haven't read this here is a little something to keep our hobby in the proper perspective.

In Praise of Mediocrity Originally published by Tim Wu

The pursuit of excellence has infiltrated and corrupted the world of leisure.

I'm a little surprised by how many people tell me they have no hobbies. It may seem a small thing, but — at the risk of sounding grandiose — I see it as a sign of a civilization in decline. The idea of leisure, after all, is a hard-won achievement; it presupposes that we have overcome the exigencies of brute survival. Yet here in the United States, the wealthiest country in history, we seem to have forgotten the importance of doing things solely because we enjoy them.

Yes, I know: We are all so very busy. Between work and family and social obligations, where are we supposed to find the time?

But there's a deeper reason, I've come to think, that so many people don't have hobbies: We're afraid of being bad at them. Or rather, we are intimidated by the expectation — itself a hallmark of our intensely public, performative age — that we must actually be skilled at what we do in our free time. Our "hobbies," if that's even the word for them anymore, have become too serious, too demanding, too much an occasion to become anxious about whether you are really the person you claim to be.

If you're a jogger, it is no longer enough to cruise around the block; you're training for the next marathon. If you're a painter, you are no longer passing a pleasant afternoon, just you, your watercolors and your water lilies; you are trying to land a gallery show or at least garner a respectable social media following. When your identity is linked to your hobby — you're a yogi, a surfer, a rock climber — you'd better be good at it, or else who are you?

Lost here is the gentle pursuit of a modest competence, the doing of something just because you enjoy it, not because you are good at it. Hobbies, let me remind you, are supposed to be something different from work. But alien values like "the pursuit of excellence" have crept into and corrupted what was once the realm of leisure, leaving little room for the true amateur. The population of our country now seems divided between the semipro hobbyists (some as devoted as Olympic athletes) and those who retreat into the passive, screeny leisure that is the signature of our technological moment.

I don't deny that you can derive a lot of meaning from pursuing an activity at the highest level. I would never begrudge someone a lifetime devotion to a passion or an inborn talent. There are depths of experience that come with mastery. But there is also a real and pure joy, a sweet, childlike delight, that comes from just learning and trying to get better. Looking

back, you will find that the best years of, say, scuba-diving or doing carpentry were those you spent on the learning curve, when there was exaltation in the mere act of doing. In a way that we rarely appreciate, the demands of excellence are at war with what we call freedom. For to permit yourself to do only that which you are good at is to be trapped in a cage whose bars are not steel but self-judgment. Especially when it comes to physical pursuits, but also with many other endeavors, most of us will be truly excellent only at whatever we started doing in our teens. What if you decide in your 40s, as I have, that you want to learn to surf? What if you decide in your 60s that you want to learn to speak Italian? The expectation of excellence can be stultifying.

Liberty and equality are supposed to make possible the pursuit of happiness. It would be unfortunate if we were to protect the means only to neglect the end. A democracy, when it is working correctly, allows men and women to develop into free people; but it falls to us as individuals to use that opportunity to find purpose, joy and contentment.

Lest this sound suspiciously like an elaborate plea for people to take more time off from work — well, yes. Though I'd like to put the suggestion more grandly: The promise of our civilization, the point of all our labor and technological progress, is to free us from the struggle for survival and to make room for higher pursuits. But demanding excellence in all that we do can undermine that; it can threaten and even destroy freedom. It steals from us one of life's greatest rewards — the simple pleasure of doing something you merely, but truly, enjoy.

Replicating Heat Distressed/Burnt Metal

By Tom Reese

Disclaimer – I do not profess to be an expert on this subject. As a matter of fact this is my first attempt at creating heat distressed metal effects.

While doing research on my current build of Trumpeter's 1/48 F-100C Super Sabre I ran across numerous photographs of F-100s with heat distressed/burnt metal on the fuselage panels surrounding the engine. These ranged from slightly discolored panels to very colorful discoloration and everything in-between (photos 1 and 2). So after further research to learn how other modelers achieve this effect I took a crack at it.



Photo 1

I use Alclad lacquers almost exclusively for my natural metal finishes. I have found these to be very durable, easily masked, and easy to spray. That said, I do take a lot of precautions to prepare the plastic to ensure a good bond between the paint and the plastic. I start by wiping down the plastic with isopropyl alcohol. This is followed by a primer and my primer of choice is again Alclad. Once the primer is cured I do a light sanding with fine grit sandpaper for a glassy smooth surface.



Photo 2

If you are spraying a high shine finish, a gloss black base is a prerequisite to achieve the high shine. My personal preference is Model Master Gloss black. So this was applied and left to cure for a couple of days (photo 3).

I started with Alclad Airframe Aluminum. I then masked off certain areas and sprayed these with Polished Aluminum. One of the nice things about Alclad is that it dries very quickly. I've masked over Alclad less than an hour after I've sprayed it and have suffered no ill effects when removing the masking tape. I masked off some access panels and painted these with Stainless Steel.



Photo 3

I started the heat distressed/burnt metal effects by spraying Alclad pale burnt metal and burnt metal to selected panels (photo 4). One note at this point. I found these particular shades more difficult to spray. I was experiencing "spitting" spraying at the recommended pressure. Changing pressures did not help. So although Alclad can be sprayed straight from the bottle I added a couple of drops of lacquer thinner and this solved my problem. My guess is that the darker shades have a little more pigment so a little thinning helps when spraying these.




Photo 4

In my research on doing these effects I discovered other modelers using Tamiya clear colors to get the orange, blue, and purple tones seen in photographs. One fellow modeler in an article thinned the Tamiya clear and brushed it on. Sounded easy enough. So I started with Tamiya Clear Orange, thinking it so it was almost like applying a filter. This turned out reasonably well. However when I tried the same with clear blue, well not so much (photo 5). My wife, who almost never offers an opinion other than "that's nice", stated it looked like I took a blue sharpie to it!

So a half an hour, some Q-tips, and some Windex removed the offending clear colors. I'm not sure why I was afraid of spraying the Tamiya clears in the first




Photo 5

place. I thinned these close to a one to one ratio of paint to thinner and they sprayed beautifully! (photo 6)

I then sprayed a semi-gloss Tamiya clear coat to protect everything for the next step. There is a lot of nice panel line and rivet detail on the Trumpeter kit. To highlight this I applied an oil wash of burnt umber and black. This also toned everything down a bit and added a nice patina to the metal. (photos 7 & 8)




Photo 6




Photo 7






Photo 8

I still felt something was missing. I hadn't achieved the purple tones I'd seen in photos. Unable to find a clear purple I tried mixing it from Tamiya clear red and blue. I couldn't get the color right no matter what I tried. I started to think about using filters to get the purple tones. Having never applied filters I turned to Robert Raver for help. We mixed some blue and red oils paints and thinned these with terpenoid to almost the consistency of water. This was brushed on over the finish adding a purple tint. I took this a little further using a pure red filter. I'm not sure I'm totally there yet but I like the effect. (photos 9 & 10)



I hope that in addition to aircraft modelers some of our car and sci-fi modelers find this interesting. Stay tuned for a future article as this build progresses.



RAFFLE PREVIEW



1/72 Airfix Avro Shackleton MR.2



1/48 Trumpeter J-8F Finback



1/35 Special Armor VW typ 825 Pick Up



1/35 Italeri SWS with Panzer-Werner



RAFFLE PREVIEW




1/25 Revell '90 Mustang LX 5.0 Dragster



1/25 Revell 2013 Camaro ZL1



Squadron Signal Saab 35 Draken Walk Around



Squadron Signal Diamond T Truck Walk Around

<p>JANUARY 2018</p> <p>No Monthly Meeting</p> <p>Holiday Party</p> <p>Saturday January 27th at The Golf Club of Illinois</p>	<p>FEBURARY 2018</p> <p>Monthly Meeting</p> <p>Theme - Aircraft</p> <p>Program - "Skeet for the Fleet" by Walt Fink. Don't miss this fascinating presentation on being live bait for Naval target practice.</p>	<p>MARCH 2018</p> <p>Monthly Meeting</p> <p>Theme - Armor</p> <p>Program - Build Night</p> <p>Supper Raffle</p>
<p>APRIL 27th 2018</p> <p>Monthly Meeting</p> <p>Theme - Automotive</p> <p>Program - Camp Douglas Wisconsin National Guard Museum Review by Robert Raver</p>	<p>MAY 25th 2018</p> <p>No Monthly Meeting</p> <p>Club Auction</p>	<p>JUNE 22nd 2018</p> <p>Monthly Meeting</p> <p>Theme - Ships</p> <p>Program - Build Night</p> <p>Super Raffle</p>
<p>JULY 27th 2018</p> <p>Monthly Meeting</p> <p>Theme - Sci-Fi/Space</p> <p>USAF Pilot Training at ENJJPT Sheppard AFB by Lt. Brandon Reese</p>	<p>AUGUST 24th 2018</p> <p>Monthly Meeting</p> <p>Theme - Aircraft</p> <p>Program - 40 Year of Flying with Phil Pignataro</p>	<p>SEPTEMBER 28th 2018</p> <p>Monthly Meeting</p> <p>Theme - Armor</p> <p>Program - Build Night</p> <p>Super Raffle</p>
<p>OCTOBER 19th 2018</p> <p>Monthly Meeting</p> <p>Theme - Automotive</p> <p>Program - Super Detailing Trumpeter's 1/16 King Tiger by Robert Raver</p>	<p>NOVEMBER 23rd 2018</p> <p>Monthly Meeting</p> <p>Theme - Ships</p> <p>Program - Millennium Falcon build by John Graham</p>	<p>December 28th 2018</p> <p>Monthly Meeting</p> <p>Theme - Sci-Fi/Space</p> <p>Program - Build Night</p> <p>Super Raffle</p>



MODEL CONTEST AND VENDOR SHOW

At the Hickman High School Event Center In Columbia, Missouri, USA

SATURDAY, NOVEMBER 3rd, 2018

1st, 2nd, and 3rd Place per category
 "No Sweeps" per category
 "Best in Class" Awards
 "Best of Show" Award
 "People's Choice" Award
 Raffle Table
 Make-N-Take for the kids
 Vendor Tables

New this Year:
 Non-competition area for those who just want to show off their models

General Admission: FREE
 Contestant Fee: \$10
 Unlimited model entry

Theme Event :
 1918: The Great World War
 Toys For Tots Donation

Event Schedule
 Vendor Setup 8am to 9am
 Model Registration 9am to Noon
 Judging Noon to 2:30pm
 Awards Ceremony 2:45pm to 3:30pm

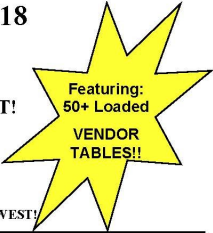
Location
 Hickman High School
 1104 N. Providence Road
 Columbia, MO, USA

<http://www.csmm-ipms.org/tigercon>
centralmissouriscalemodelers@gmail.com



**36TH ANNUAL- IPMS BUTCH O'HARE CHAPTER
 OPEN MODEL CONTEST
 SATURDAY - NOVEMBER 10, 2018**

Holiday Inn, Itasca
 860 W. Irving Park Road, Itasca, IL 60143
SCALE MODELERS - BRING OUT YOUR BEST!



COMPETE FOR SPECIAL AWARDS WITH MODELERS FROM
 CHICAGOLAND AND THE ENTIRE CENTRAL REGION

FACT: ONE OF THE BEST TRADER ROOMS AT A LOCAL SHOW IN THE MIDWEST!



TIMETABLE:

7:00 AM --- VENDORS SETUP
 9:00 AM --- DOORS OPEN TO THE PUBLIC
 11:00 AM -- 1ST RAFFLE
 NOON --- REGISTRATION CLOSURE
 4:00 PM -- AWARDS ANNOUNCED
 5:00 PM -- END OF CONTEST FOR 2018


CONTEST ENTRY FEES: \$10 ADULT (over 17 YRS old) FIRST 4 MODELS, \$3 FOR EACH ADDITIONAL MODEL

Event INFORMATION:
 REGISTRATION FORMS & INTEL
 Go to Our Website:
www.butchoharemodelers.com
 Or contact our chapter contact
 Frank Ciccarella
FCiccarell@aol.com
 VENDORS TABLE RESERVATIONS AND INTEL:
 Hector Colon
 630-809-9072
hcolon@yahoo.com

Judged by "CHICAGO RULES"
 UNLIMITED CLASS AWARDS IN GOLD, SILVER & BRONZE MEDALLIONS!
 RECOGNIZING YOUR MODELING SKILLS, PLUS: SPECIAL AWARDS FOR DISTINGUISHED MODELING EXCELLENCE:
 Best in Show - Best Aircraft - Best Armor - Best Nautical - Best Auto - Best Figure - Best Sci-Fi - Fantasy/Comic - Best Diorama - Best Junior and Many More!!!! New Categories for Sci-Fi, Fantasy, Gaming, and Real Space
 Three new seminars to attend this year!
 Check our web site for more information!

WALK THRU (SPECTATOR FEES)
 \$5 ADULT (OVER 17 YRS OLD)
 \$1 JUNIOR (OVER 12 to 17 YRS)
 \$ FREE FOR KIDS UNDER 12 YRS

EARLY BIRD ENTRANCE TO THE VENDORS ROOM FOR \$10 (8 AM START TIME)
 RAFFLE TICKETS DRAWN THROUGHOUT THE DAY
 \$1 each/6 for \$5



**MAD CITY MODELERS
 24th ANNUAL SHOW
 &
 IPMS Region 5 Contest**

SATURDAY, MARCH 2, 2019

Crowne Plaza
 4402 East Washington Ave.
 Madison, WI. 53704

REGISTRATION 9-NOON
 JUDGING NOON-3
 AWARDS 4PM

ENTRY FEE:

\$10.00 FOR FIRST 5 ENTRIES-\$1 EACH ADDITIONAL
 INTERMEDIATES \$5.00 FOR ALL MODELS ENTERED/ JUNIORS FREE
 SPECTATORS \$2.00 PER ADULT OR CHILD OVER 12
 CHILDREN UNDER 12 FREE
 POLICE, FIRE, EMS AND ACTIVE DUTY MILITARY WITH ID FREE
 VENDORS \$25.00/6' TABLE BEFORE FEB 1, \$30.00/6' TABLE AFTER

THEME AWARD

'9'

(FW 190, '69 Firebird, PT 109, any subject with a 9)

AWARDS

WAYNE B. GRINNELL AWARD-BEST OF SHOW * JIM TUREK AWARD BEST JUNIOR * THE LAST SQUARE AWARD-PEOPLES CHOICE * BEST ARMOR *BEST AIRCRAFT * BEST AUTO * BEST FIGURE * BEST SHIP * BEST MARINE CORP SUBJECT * BEST SCIFI--REAL SPACE * BEST WWI AIRCRAFT * BEST OUT OF THE BOX * BEST MISCELLANEOUS

SHOW CATEGORIES

- BIPLANES 1/32 AND LARGER
- BIPLANES 1/33 AND SMALLER
- 1/72 SCALE AND SMALLER SINGLE ENGINE PROP
- 1/72 SCALE AND SMALLER MULTI-ENGINE PROP
- 1/72 SCALE AND SMALLER JETS ALL
- 1/48 SCALE SINGLE ENGINE PROP ALLIED
- 1/48 SCALE SINGLE ENGINE PROP AXIS
- 1/48 SCALE MULTI-ENGINE PROP ALL
- 1/48 SCALE JETS ALL
- 1/32 SCALE AND LARGER SINGLE ENGINE PROP
- 1/32 SCALE AND LARGER MULTI-ENGINE PROP
- 1/32 SCALE AND LARGER JETS ALL
- AIRCRAFT OTHER
- ALL ROTARY WINGED AIRCRAFT
- ARMOR 1/72 AND SMALLER ALL
- ARMOR 1/48 SCALE ALL
- WORLD WAR I ARMOR ALL
- ARMOR 1/35 AXIS 1919-1945 TRACKED CLOSED
- ARMOR 1/35 ALLIED 1919-1945 TRACKED CLOSED TOP
- ARMOR 1/35 OPEN TOPS ALL
- ARMOR 1/35 ARMOR CARS HALFTRACKS AND SOFTSKINS
- ARMOR 1/35 SCALE 1946 TO PRESENT ALL
- ARMOR ARTILLERY ALL SCALES
- ARMOR OTHER ALL
- SHIPS 1914-1945 1/350 AND LARGER
- SHIPS 1914-1945 1/350 AND SMALLER
- SHIPS 1946 TO PRESENT 1/350 AND LARGER
- SHIPS 1946 TO PRESENT 1/350 AND SMALLER
- SHIPS SAILING ALL
- SUBMARINES ALL
- CARS - STREET
- CARS - CUSTOM
- CARS - RACING
- TRUCKS- ALL
- AUTO OTHER
- MOTORCYCLES
- FIGURES 53mm AND SMALLER HISTORIC
- FIGURES 54mm TO 70mm HISTORIC
- FIGURES 71mm to 120mm HISTORIC
- FIGURES SCI-FI/FANTASY (ALL SCALES)
- FIGURES MOUNTED (ALL SCALES)
- BUSTS (ALL SCALES)
- OTHER FIGURES
- DIORAMAS- MILITARY
- DIORAMAS - AIRCRAFT
- DIORAMAS - VIGNETTES (5 FIGURES OR LESS)

ALL ENTRIES MUST BE ON THE TABLES BY 12:00 NOON

IPMS NO SWEEPS RULES IN EFFECT
 IPMS RULES OF DECORUM IN EFFECT INCLUDING NO NUDES
 ALL OF THE FOLLOWING ARE EXCLUSIVELY AT THE DISCRETION OF THE SHOW ORGANIZERS AND ARE FINAL:
 AWARDS, SPLITS, CATEGORIES

FOOD AVAILABLE ON SITE. CARRY-INS OK IN CONTEST AREA.

A General Raffle and a Grand Prize Raffle.

SHOW AND TABLE INFO CONTACT:
 Jim Coatney
 608-553-1678
jimcoatney@yahoo.com



Hobby Town USA of Lake In The Hills
9200 Pyott Rd at Imhoff Road
Lake In The Hills IL 60156 847-658-1515



Fine Plastic Model Kits

- #1 Source for Private Airplane Models
- Makers of the finest Titanic Model available



Hobby Town USA of Schaumburg
247 W Golf Rd Schaumburg, IL
847-490-0900



America's Best Train & Hobby
865 Maplewood Itasca, IL 60143
630-467-1102



Hobby Town USA of Rockford
3782 N Alpine Rd, Rockford, IL 61114
(815) 282-0727



Royal Hobby Shop
3920 E State St, Rockford, IL 61108
(815) 399-1771



Hobby Town USA of Lake Geneva
168 E Geneva Square, Lake Geneva, WI 53147
(262) 729-4053

JOIN/RENEW LAKES REGION SCALE MODELERS

Name _____ Telephone (_____) _____

Address: _____ E-mail: _____

City: _____ State _____ Zip: _____

IPMS membership # _____ Exp. Date _____

Additional Family Members: _____

Do not publish in the membership list:

- Address
 Telephone number
 E-mail

SEND TO: Tom Reese
 1300 Meghan Ave.
 Algonquin, IL 60102

Dues: \$10.00 per year Make checks payable to Lakes Region Scale Modelers**IPMS/USA MEMBERSHIP FORM**

IPMS No.: _____ Name: _____

Address: _____ If Renewing _____ First _____ Middle _____ Last _____

City: _____ State: _____ Zip: _____

Phone: _____ E-mail: _____

Signature (required by P.O.) _____

Type of Membership Adult, 1 Year: \$30 Adult, 2 Years: \$58 Adult, 3 Years: \$86 Junior (Under 18 Years) \$17 Family, 1 Year: \$35 (Adult + \$5, One Set Journals) How Many Cards? _____ Canada & Mexico: \$35 Other / Foreign: \$38 (Surface) Checks must be drawn on a US bank or international money orderPayment Method: Check Money Order

Chapter Affiliation, (if any): _____

If Recommended by an IPMS Member, Please List His / Her Name and Member Number:

Name: _____ IPMS No.: _____

IPMS/USAJoin or Renew Online at: www.ipmsusa.org

PO Box 56023

St. Petersburg, FL 33732-6023

IPMS/ Lakes Region Scale Modelers Chapter contacts**President** John Graham: email at cubflyer1940@yahoo.com**Chapter Contact:** Neil Butler email at Ex-cenMod@aol.com**Vice President:** Robert Raver email at rrraver@gmail.com**Newsletter Editor:** Tom Reese email at tlbjreese@att.net**Treasurer:** Tom Reese email at tlbjreese@att.net**Secretary & Membership Chairman:** Matt Stowell email at msstowell@comcast.net